



CUSTOMER
SUCCESS
SUMMIT
2025

What's New in SAP Business One

Including the SAP Business One Web Client

Daryl Goodman, ECS

Recent Updates:

Business One

- **Current Version: SAP Business One 10.0 FP 2508** (released August 28th, 2025)
- **SAP Business One Road Map (October 2025)**
 - Reaffirmed commitment to cloud focus & AI
 - Continuous Improvement in version 10.0 through 2027
 - Accelerated Development with planned innovation visibility through release 2602
 - Mainstream maintenance through December 31, 2028
 - Version 11 to be released in 2027
 - Mainstream maintenance resets for at least another 5 years, expect support well into the 2030's and beyond
- **Refreshed SAP Business One Logo**
 - “A logo isn't just an image — it's a promise. When you refresh a logo for a product like SAP Business One, you're not just changing how it looks; you're communicating how it's evolving. Every line, color, and curve should reflect the product's purpose and the people it serves. **This is the best logo SAP has ever made**” – **Apple CEO, Tim Cook** (ChatGPT impersonation, October 2025)

Key Improvements from versions 2411 to 2508

- Core Functionality
 - Inventory Transfers Across Branches
 - Business Partner validations (Duplicate Check and Inactive)
 - Approval Notifications via Email
 - Referenced Documents on Relationship Map
 - QR Codes For Inventory Documents
 - Payment Terms Enhanced – End Date on Installments
 - Item Master level – Do Not Apply Discount
 - Factors for UoMs – Change in formula with new Base UDF & Weight Factors
 - Pick, Pack and Production Manager – Qty to Release defaults
 - Ship To address updates for Returns and Refunds
 - UDFs on Incoming/Outgoing Checks
 - UDFs can now link to Price Lists
- Security, Lifecycle Management, and Compliance:
 - Single Sign On bypass for Support User
 - Support for SharePoint in addition to OneDrive for Files
 - Use of External URL (link) in email notifications



SAP Business One

(version for SAP HANA and MS SQL)



Web client



Cloud



Mobile apps

Key Improvements from versions 2411 to 2508

- Web Client Enhancements:
 - Expanded Business Coverage & New Apps:
 - New App: Blanket Agreements (Sales & Purchasing)
 - New App: Down Payment Invoices (Sales & Purchasing)
 - New App: Landed Costs
 - New App: Chart of Accounts
 - New App: Journal Vouchers
 - New App: Recurring Journal Entries
 - New App: Deposits
 - New App: Exchange Rates
 - New App: Recurring Transactions & Templates
 - New App: User Defined Values (UDVs formerly Formatted Search), User Defined Objects, Tables and Fields
 - Batch and Serial Number support in Production (Issues and Receipts)
 - Multiple Branch Support on Recurring Journal Entries
 - Activities allow direct creation of a new Recipient List
 - Viewing Selected Chart Data in List View



SAP Business One

(version for SAP HANA and MS SQL)



Web client



Cloud



Mobile apps

Key Improvements from versions 2411 to 2508

- Web Client Enhancements:
 - UI & Extensibility Improvements:
 - Multiple-Language Support
 - Linked List Views expansion
 - KPI Calculations with Custom Formulas
 - UDVs on standard BP and Activity screen fields
 - Formula Capabilities for UDVs (Variables, Calculations, functions)
 - QR Codes for Inventory Documents and Item Master Data
 - Relationship Map expansion (Pick Lists, Packing Slips, Referenced Documents, Landed Costs from Broker Invoices, Down Payments)
 - User Experience & Integration:
 - Generating Web Client View URLs with APIs
 - Visual Studio Code Wizard Enhancements
 - Web Client UI API – Support for Complex Dialog and other enhancements
 - Ability to specify Subfolders for Attachments
 - Email directly to Contact Persons from Documents



SAP Business One

(version for SAP HANA and MS SQL)



Web client



Cloud



Mobile apps

A/R Invoice

Customer Number	C23900	No.	Primary	1091
Customer Name	Parameter Technology	Status	Open	
Contact Person	Daniel Brown	Posting Date	05/04/2022	
Customer Ref. No.	DG_TEST	Due Date	06/03/2022	
Local Currency		Document Date	05/04/2022	

Journal Remark	A/R Invoices - C23900	PO Number	
Control Account	12100000-01-001-01 - Accoun	Create QR Code From	
<input type="checkbox"/> Payment Block		Indicator	
<input type="checkbox"/> Max. Cash Discount		Federal Tax ID	US54-837635
Billing Terms	2P10Net30	Order Number	0
Payment Method	Incoming BT 04	Referenced Document	... (5)
Central Bank Ind.		Asset Value Date	05/04/2022
Installments	1		
Manually Recalculate Due Date:			
Selected Date	0 Months + 30 Days None		
Cash Discount Date Offset:			
<input type="checkbox"/> Deferred Tax			
<input type="checkbox"/> Use Shipped Goods Account			
Consolidation Type	Payment Consolidation		
Consolidating BP			
Sales Employee	Brad Thompson	Total Before Discount	247.00 \$
Owner		Discount	%
<input type="checkbox"/> Payment Order Run		Total Down Payment	
Remarks		Freight	
		<input type="checkbox"/> Rounding	
		Tax	
		Total	247.00 \$
		Applied Amount	
		Balance Due	247.00 \$

OK Add Draft & New Cancel Copy From Copy To

Referenced Documents:

- Allows users (or automations) to create linkages between documents in SAP other than those naturally created via the Base Document / Target Document relationships

Example of Referenced Documents

Referenced Document ... (5)

-100%

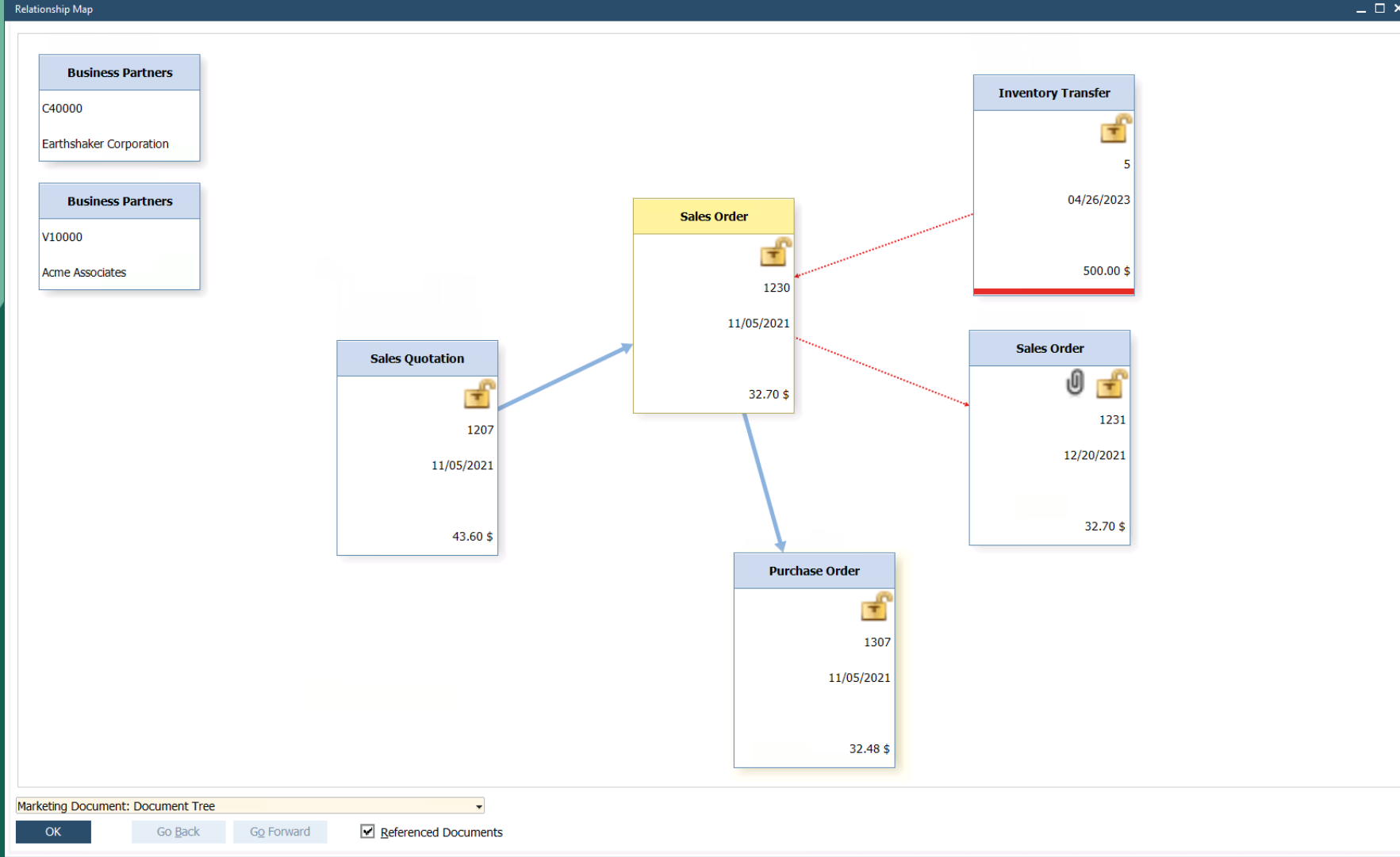
Reference Information

Document Referenced To Document Referenced By

#	Transact. Type	Doc. Nu...	Ext. Doc. Number	Date	Remarks
1	Journal Entry	5822		05/09/2022	Deferred Revenue - AR-INV: 1091 Period: 1 of 13 Period Amt: 16.51 Contract Realized: 16.51 of 247
2	Journal Entry	5823		05/09/2022	Deferred Revenue - AR-INV: 1091 Period: 2 of 13 Period Amt: 20.64 Contract Realized: 37.15 of 247
3	Journal Entry	5824		05/09/2022	Deferred Revenue - AR-INV: 1091 Period: 3 of 13 Period Amt: 20.64 Contract Realized: 57.79 of 247
4	Journal Entry	5825		05/09/2022	Deferred Revenue - AR-INV: 1091 Period: 4 of 13 Period Amt: 20.64 Contract Realized: 78.43 of 247
5	Journal Entry	5826		05/09/2022	Deferred Revenue - AR-INV: 1091 Period: 5 of 13 Period Amt: 20.64 Contract Realized: 99.07 of 247
6					

Only Reference Business Partner on Main Document

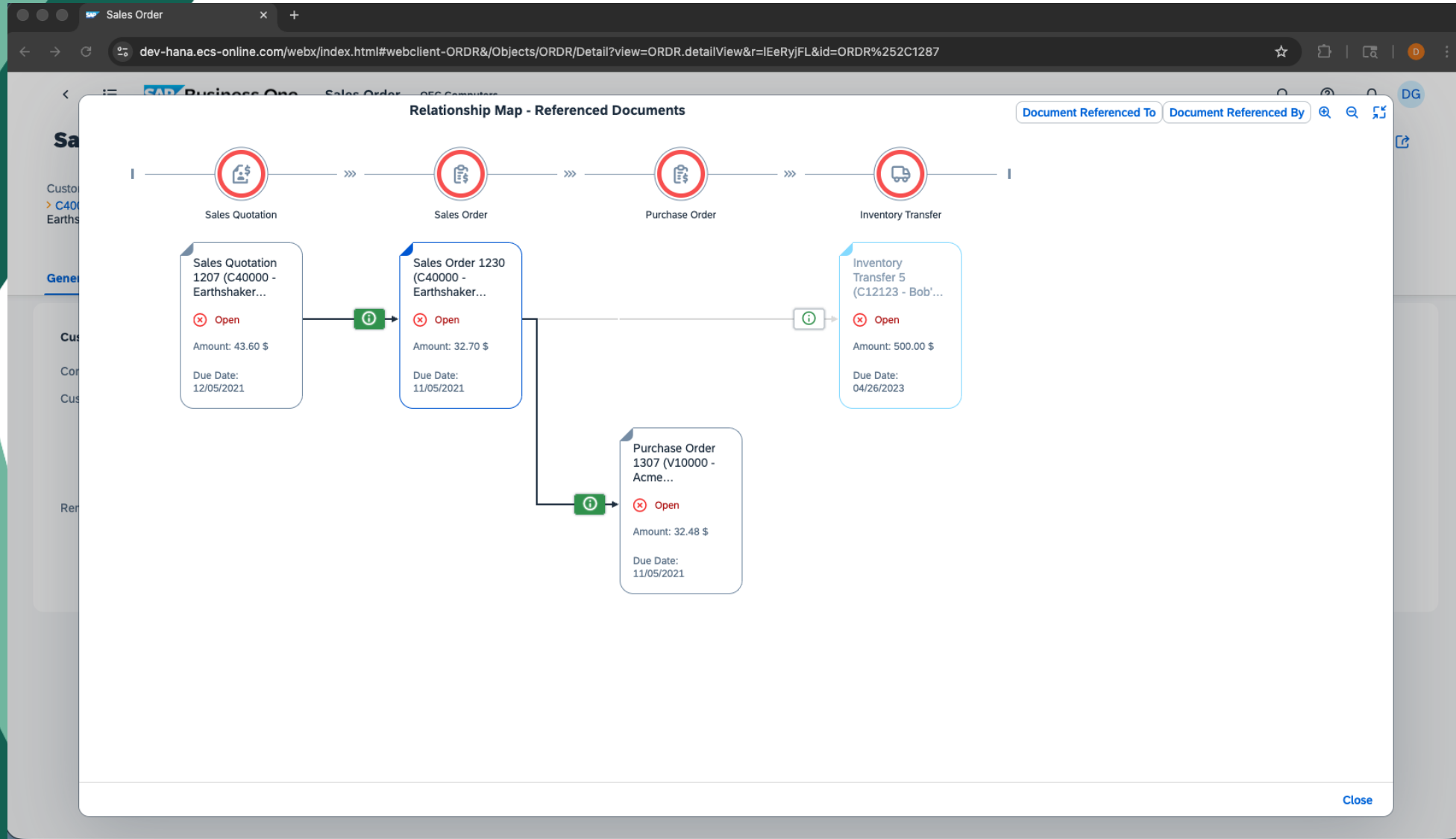
OK Cancel



Referenced Documents & the Relationship Map:

- Enabling the Referenced Documents checkbox on the Relationship Map now adds the ability to include these documents into the display with directional dotted arrow lines, indicating if the document is referenced by another document, or has a reference to another document.

Example of Referenced Documents in Web Client Relationship Map



Examples of new Business Partner Validations

The screenshot shows the SAP Business One web client interface for a Purchase Order (PO) with ID 1363. The vendor is V60000. A warning dialog box is displayed in the center, stating: "Warning: Business Partner V60000 is inactive. You can only save the document as a draft. Do you want to continue?" Below the warning, there is a checkbox labeled "Remember my answer and do not show this message again" and "Yes" and "Cancel" buttons.

The screenshot shows the SAP Business One desktop client interface for a Purchase Order (PO) with ID 1363. The vendor is V60000. A system message dialog box is displayed in the center, stating: "System Message: Business Partner V60000 is inactive. You can only save the document as a draft. Do you want to continue?" Below the message, there is a checkbox labeled "Remember My Answer and Do Not Show This Message Again" and "Yes" and "Cancel" buttons.

Creating a new Tile with a Formula based KPI

Save as Tile

Sales Dashboard
Example Formula KPI
Avg Order Value

Title: *
Sales Dashboard

Subtitle:
Example Formula KPI

KPI:
Formula

KPI Formula:
`ROUND(NetSalesAmountLC / __groupCount)`

Test Result:
✔ 1973

KPI Description:
Avg Order Value

Group:
ECS Summit

OK Cancel

Sales vs Purchases - Month

Transaction Number: Document Type Selection: Document Number: Posting Date (Year):

Business Partner Code: Business Partner Type: (=Vendor X 1 More)

Go Adapt Filters

Edit

Sales
4.2 M
Net Sales

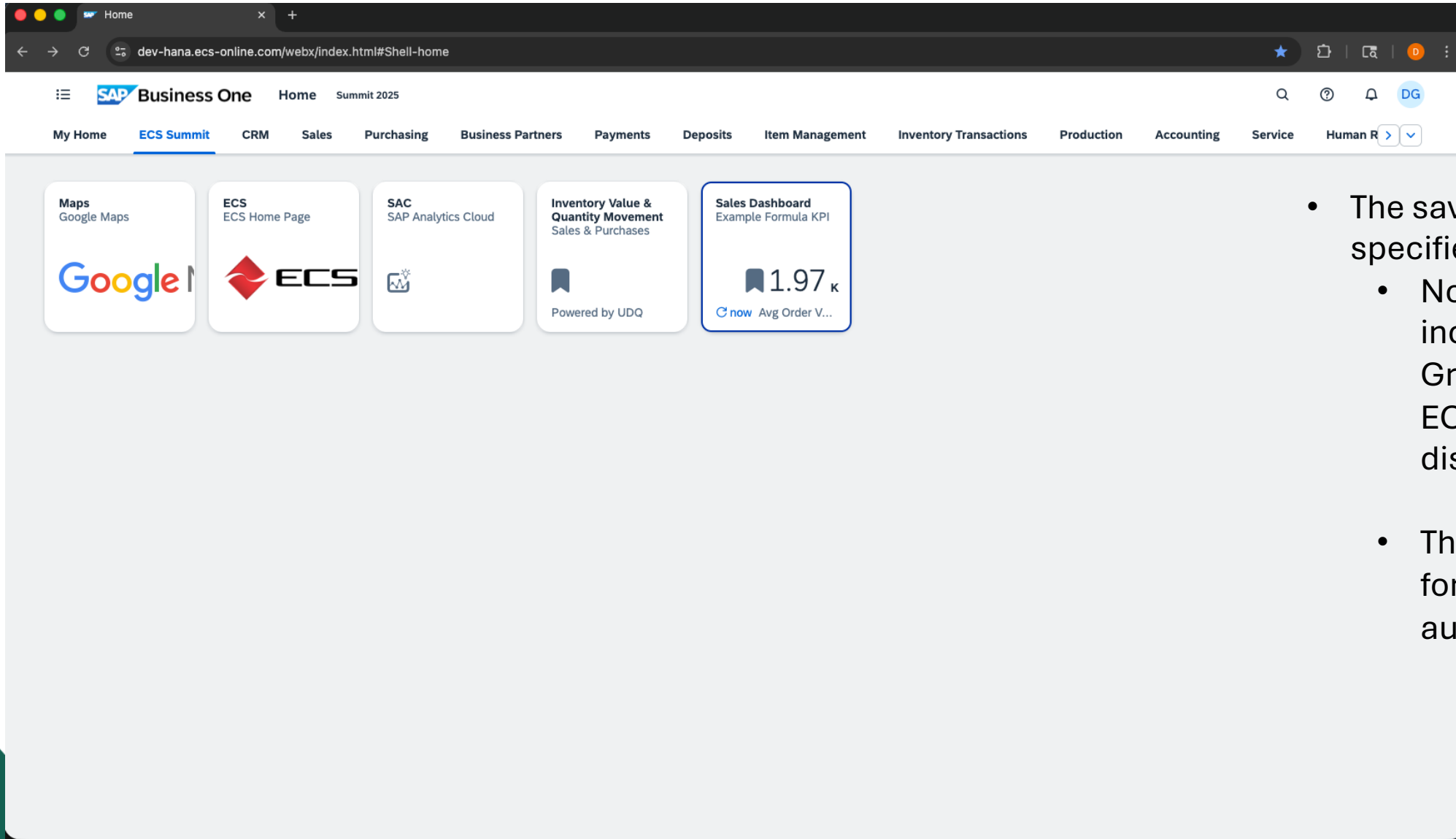
Top Month Sales

Posting Date (Month)	Net Sales	Gross Profit
09		
01		
10		
07		
05		
03		
11		
12		
08		
06		

Top Month Purchases 12 of 12

Posting Date (Month)	Net Purc...
11	415,274.250
01	315,240.000
10	300,167.000
09	295,793.250
03	287,242.750
05	250,135.250
06	241,805.000
04	237,102.500
07	223,887.000
12	218,604.750

Personalized Web Client User Experience



- The saved tile appears in the specified Group
 - Note that this can include User Defined Groups, such that the ECS Summit Group displayed here
 - The KPI is shown per the formula and will refresh automatically

Setting up User Defined Values (UDVs) on standard fields with Formulas

The screenshot shows the 'Edit User-Defined Values for PickAndPackRemarks' dialog box in SAP Business One. The dialog is titled 'Edit User-Defined Values for PickAndPackRemarks' and is set to 'Summit 2025'. The 'Customization Method' is 'Formula'. The 'Refresh Type' is 'Automatic Refresh'. The 'Triggers' field contains 'CustomerCode'. The 'Formula Name' is 'PickAndPackRemarks in Sales Order'. The 'Formula Includes Database Fields' checkbox is checked. A table below defines the database fields to be used in the formula:

<input type="checkbox"/>	Lookup Object	Lookup Field	Compare With	Value / Field Name
<input type="checkbox"/>	BusinessPartners (OCR...	CardCode (CardCode) ...	UI Field	CustomerCode
<input type="checkbox"/>				

Use this table to define how to retrieve database records from which you want to use fields in the formula.

The 'Formula' field contains the following text: `1 "Customer Shipping Note: " + db.BusinessPartners.Notes`

Below the formula field, there is a 'Test Formula' button. The 'Test Result' is 'Customer Shipping Note: null'. The 'Description' field contains the text: 'Copies Remarks field from Customer to Sales Order Pick and Pack Remarks,'.


At the bottom of the dialog, there are 'OK', 'Close', 'Update', and 'Cancel' buttons.

Web Client Extensibility

Select Generator

When you create a project using a template, you become the code owner and, as such, you are responsible for any required updates or fixes. We recommend following the industry best practice to use automated vulnerability scanning in the CI/CD pipeline to avoid supply-chain attack and other cyberattacks.

The project will contain the relevant files and configurations required to create your application.

Generators  *

SAP Business One Web Client Extensi...

Allows you to create or package extensions for SAP Business One Web Client.

[More Information](#)



The screenshot shows the SAP Template Wizard interface. The left sidebar contains a navigation menu with the following items: Select Generator (selected), Application Type, Application Information, Module Type, Module Attributes, Tile Settings, and Application Summary. The main content area is titled "Module Type" and displays a grid of application generators. The "Fiori App" generator is highlighted with a blue border. The generators shown are:

- URL Mashup App**: An entry point to embed and integrate external web services or applications.
- Fiori App**: A new user experience (UX) for SAP software and applications.
- React App**: A JavaScript library for building user interfaces.
- Angular App**: An application design framework and development platform for creating efficient and sophisticated single-page apps.
- Vue App**: A progressive framework for building user interfaces.
- Blazor App**: A free and open-source web framework that enables developers to create web apps using C# and HTML.
- SAP Build App**: A visual programming environment where citizen and professional developers can build enterprise-ready.

At the bottom of the wizard, there are "Back" and "Next" buttons. On the right side of the interface, there is a "CHAT" panel with the heading "Build with agent mode" and the text "Let's get started". Below this, there is a search bar for "Add context (#), extensions (@), commands" and buttons for "Build Workspace" and "Show Config". A note at the bottom of the chat panel states "All responses may be inaccurate."

Web Client Extensibility

- SAP Partners, Add-on Solution Providers and Citizen Developers gained a lot more capability to interact with the native SAP screens
 - The ability to add button and fields before, after or replacing existing fields

The screenshot displays the SAP Business One web client interface for a Delivery document (1170). The interface includes a header with the SAP logo, document type, and user information. Below the header, there are several key-value pairs and a progress bar for credit limit utilization. The main content area is divided into sections: General, Contents, Logistics, Accounting, Attachments, and User-Defined Fields. The General section shows fields for Transaction No., Sales Employee, and Owner. The Contents section includes Preferences for Currency, Item/Service Type, and Price Mode. The Details section features a table with columns for Item No., Item Description, Country/Region of Origin, Quantity, Unit Price, and Discount %.

#	Item No.	Item Description	Country/Region of Origin	Quantity	Unit Price	Discount %
1	A00001	J.B. Officeprint 1420		3.000	600.00 \$	0.
2	A00002	J.B. Officeprint 1111		7.000	300.00 \$	0.

Web Client Extensibility

- The Web Inspector (a Chrome Browser Extension) allows easy identification of the UI controls
 - This is more powerful, but you can think of it similar to the View > System Information capability in the Core desktop client

The screenshot shows the SAP Business One web client interface for a Sales Order (1211). The browser's developer tools are open, displaying the Web Inspector extension. The main content area shows the 'Contents' tab with a 'Preferences' section. The 'Price Mode' dropdown is highlighted in pink, and the 'Web Inspector' shows the corresponding DOM element selected. The 'Properties' pane on the right lists various attributes for the selected element, such as 'autoEditMode', 'editable', 'enabled', 'filterSecondaryValues', 'guid', 'hideLabel', 'label', 'mandatory', 'selectedKey', 'selection', 'showSecondaryValues', 'valueState', and 'valueStateText'.

Customer	Total	Status	Credit Limit Utilization
TEST1	2,706.25 \$	Open	0%

Product	#	Item No.	Item Description	Quantity
	1	A00002	J.B. Officeprint 1111	10.000

Total Summary			
Total Before Discount:			2,500.00 \$
Discount:		0.000 %	0.00 \$
Freight:			0.00 \$
Rounding:			0.00 \$
Tax:			206.25 \$
Total:			2,706.25 \$

Web Client Extensibility

- The 2508 release empowers developers to make robust solutions.
 - Complex Dialog screens
 - Floating, resizable dialog messages
 - The ability to create additional sections with grid data
 - Anchors to allow navigation to extended capabilities on standard objects.

The screenshot displays a web client interface titled "Complex Dialog Sample". It features a header section with "Document Header Information" and "Customer Information". The document entry number is 1175/1175, and the card code is C42000. The document total is 8022.88 \$, and the card name is Mashina Corporation.

Below the header, there are two tabs: "DocumentLines" and "Others". The "DocumentLines" tab is active, showing a table with columns: #, Item Code, Item Description, Unit Price, and Currency. The table contains five rows of data:

#	Item Code	Item Description	Unit Price	Currency
1	D00002	Portable Hard Disk 2...	125	\$
2	LM4029MC			\$
3	MRP_Gran			\$
4	C00001			\$
5	C00010			\$

A warning dialog box is overlaid on the table, titled "Warning" with a warning icon. The message reads "Leave your comment!" and has an "OK" button.

Below the table, the "Others" section is visible, containing a "Journal Memo" field with the value "Sales Orders - C42000" and a "Comments" field with a text area.

A "Close" button is located at the bottom right of the dialog.

Web Client Analytics: Extended capabilities with Linked List Views

The screenshot displays the SAP Business One Analytics dashboard. The top navigation bar includes the SAP Business One logo, 'Home', and 'Summit 2025'. A secondary navigation bar lists various business areas: Partners, Payments, Deposits, Item Management, Inventory Transactions, Production, Accounting, Service, Human Resources, Analytics (highlighted), Administration, Extensions, and Useful Links. The main dashboard area is a grid of analytics cards. The top-left card, 'Sales Analysis by Rows Overview', shows 'Sales YTD by Customer Group' with a large red '2.31 M' value and a '8h ago' timestamp. It includes a table with categories: Construction (402.03K), High Tech (877.07K), and ... (1.03M). To its right is a 'Sales Analysis by Rows Chart' showing 'Last 12 Month's Sales' with a line chart from 12/2024 to 11/2025. Other cards include 'Sales Analysis by Document Overview', 'Customer Balances Overview', 'Purchase Analysis by Rows Overview', 'Purchase Analysis by Document Overview', 'Vendor Balances Overview', 'Inventory Status Overview', 'Inventory Transactions Overview', 'Inventory Transactions Chart', 'Financial Analysis Overview', 'Financial Analysis Chart', 'Sales Quotation Header Overview', 'Sales Quotation Header Chart', 'Sales Quotation Detail Overview', and 'Sales Quotation Detail Chart'. The bottom row features 'User-Defined Queries', 'Export and Import Views', 'General Overview', and 'Linked List Views'. A large text overlay in the bottom right corner reads: 'Learn more in the Business Intelligence session'.

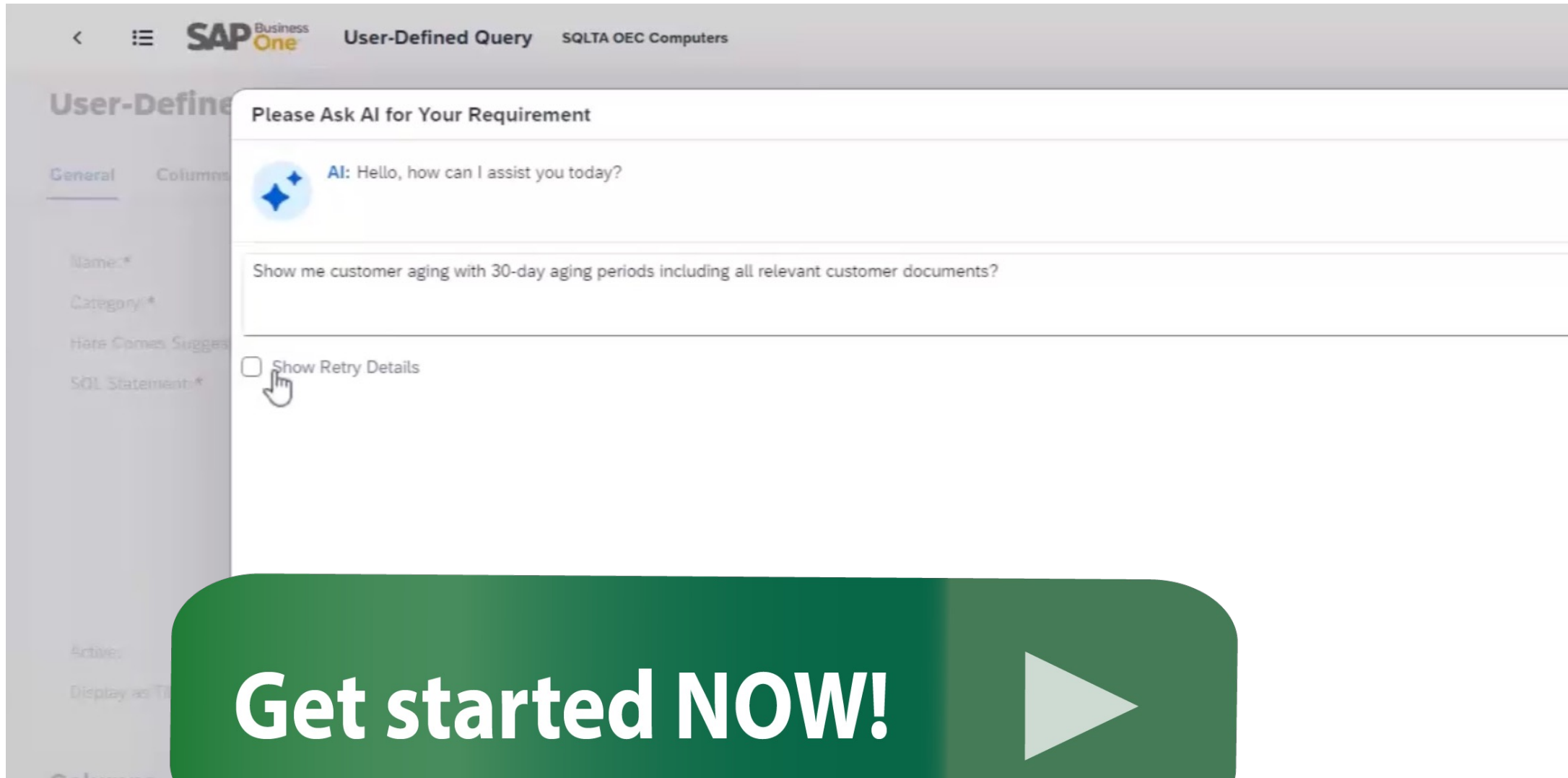
One more thing...



Adam Tow | AllThingsD.com

Customer Success Summit

The Future of SAP Business One will be AI powered in the Web Client



The screenshot shows the SAP Business One Web Client interface. At the top, the navigation bar includes the SAP Business One logo, the text "User-Defined Query", and "SQLTA OEC Computers". Below this, a modal window titled "Please Ask AI for Your Requirement" is displayed. Inside the modal, there is a blue AI icon with a speech bubble containing the text "AI: Hello, how can I assist you today?". Below the AI message is a text input field with the query: "Show me customer aging with 30-day aging periods including all relevant customer documents?". At the bottom of the modal, there is a checkbox labeled "Show Retry Details" which is currently unchecked. The background of the screenshot shows a blurred view of the "User-Defined Query" configuration page with fields for "Name", "Category", "SQL Statement", and "Active".

Get started NOW!

