



CUSTOMER SUCCESS **SUMMIT** 2024

Rebate and Chargeback Process

Deep Dive

1. Automatically calculate Rebates and Chargebacks based on custom logic
2. Customer Specific or utilize Customer Groups
3. Easily run Detail and Summary Reports
4. Automated Invoice/Credit Memo creation and Email Process

REBATES

procECS

- AR Invoice Update (Current and Previous Month)
- AR Credit Memo Update (Current and Previous...)
- AP Credit Memo Creation
- AP CM Mass Delivery
- AR Invoice Creation
- AR Invoice Mass Delivery

Reports

- Chargeback Report by Vendor and Date
- Chargeback Report by Date ALL Vendors
- Chargeback Amount by Rep ID

Linking the Data

Made easy with WebApps

1. Items

- Contract, Qty, Price, Percentage, Vendor, etc.

2. Customers

- Contract, Vendor, Group

3. Customer Groups



Rebate Processing

Item Rebates | v

File Upload

Add Rebate

Fields Filter Sort Search

Export Loaded Data to CSV

Update

Delete

<input type="checkbox"/>	Code	VendorCode	ContractNo	ShortCode	ItemCode	ItemName	Chargeback
<input type="checkbox"/>	585474	2537	2537-SDP	143020	2537TCMB		15.36
<input type="checkbox"/>	585473	2537	2537-SDP	999900	2537999900		15.39
<input type="checkbox"/>	585472	2537	2537-SDP	999839	2537999839		15.36
<input type="checkbox"/>	585471	2537	2537-SDP	999832	2537999832		15.39
<input type="checkbox"/>	585470	2537	2537-SDP	999831	2537999831		15.39
<input type="checkbox"/>	585469	2537	2537-SDP	999830	2537999830		15.36
<input type="checkbox"/>	585468	2537	2537-SDP	999766	2537999766		15.36
<input type="checkbox"/>	585467	2537	2537-SDP	999765	2537999765		23.08
<input type="checkbox"/>	585466	2537	2537-SDP	999693	2537999693		15.38



Rebate Processing

Customer Rebates | v

File Upload

Add Rebate

Fields Filter Sort Search

Export Loaded Data to CSV

Update

Delete

<input type="checkbox"/>	Code	CustomerCode	CustomerName	VendorCode	VendorName	ContractNo	SICNAME
<input type="checkbox"/>	20431			4509		4509-519362	81-
<input type="checkbox"/>	20430			0484		0484-SPECIAL MARKETS	81-
<input type="checkbox"/>	20429			0127		0127-BRONZE	81-
<input type="checkbox"/>	20428			4334		4334-SPECIAL MARKETS	81-
<input type="checkbox"/>	20427			0299		0299-SPECIAL MARKETS	81-
<input type="checkbox"/>	20426			6831		6831-DSO	81-
<input type="checkbox"/>	20425			1825		1825-2023	81-
<input type="checkbox"/>	20424			1956		1956-SPECIAL MARKETS	81-
<input type="checkbox"/>	20423			2537		2537-DSO	81-



Rebate Processing

Chargeback Group | v

File Upload

Add Rebate

Fields Filter Sort Search

Export Loaded Data to CSV

Update

Delete

<input type="checkbox"/>	Code	Name	PlanID	SIC
<input type="checkbox"/>	93		249	164
<input type="checkbox"/>	77		249	157
<input type="checkbox"/>	71		178	
<input type="checkbox"/>	69		176	28
<input type="checkbox"/>	63		170	
<input type="checkbox"/>	59		162	150
<input type="checkbox"/>	57		249	117
<input type="checkbox"/>	54		355	146
<input type="checkbox"/>	52		151	



Automation

1. Updates Invoices and Credit Memos directly
2. Use the database to your advantage
3. Easy to report on and see historical data



Reporting

1. Detailed and Summary Reporting

	Address	City	State	Zip	Country	MFR Item Code	ADS Item Code	Product Description	Invoice Date	Invoice No	Invoice Qty	UoM	Cost	Ext Cost	Inv Price	Ext Inv Price	Chargeback	Ext Chargeback	Rep ID
	5552 ROBIN ROAD STE A	ACWORTH	GA	30102	US	13-1000	4394060101		09/13/24	50373490	2.00	GL	88.76	177.52	20.13	40.26	6.49	12.98	113
TRY,LLC	416 PARKS AVE	SCOTTSBORO	AL	35768	US	STLF18MM	1722AT-3-4		09/18/24	50375251	3.00	RL	123.50	370.50	7.46	22.38	0.52	1.56	203
TRY,LLC	416 PARKS AVE	SCOTTSBORO	AL	35768	US	138112	1479138112		09/18/24	50375251	1.00	PK	86.50	86.50	104.02	104.02	29.18	29.18	203
TRY,LLC	416 PARKS AVE	SCOTTSBORO	AL	35768	US	61C101	126461C101		09/18/24	50375251	1.00	PK	67.80	67.80	91.32	91.32	7.00	7.00	203
RY	803 EAST MAIN ST	MAIDEN	NC	28650	US	425002	1479436421		09/06/24	50370349	20.00	BX	232.25	4,645.00	298.52	5,970.40	24.27	485.40	128
TAL	3421 Graystone Pl Se	Conover	NC	28613-8200	US	37007	360437007		09/18/24	50375240	2.00	PK	70.84	141.68	68.02	136.04	17.78	35.56	128
TAL	3421 Graystone Pl Se	Conover	NC	28613-8200	US	10126	636010126		09/18/24	50375240	4.00	PK	72.20	288.80	79.00	316.00	3.61	14.44	128
TAL	3421 Graystone Pl Se	Conover	NC	28613-8200	US	37006	360437006		09/18/24	50375240	1.00	PK	70.84	70.84	68.02	68.02	17.78	17.78	128
TAL	3421 Graystone Pl Se	Conover	NC	28613-8200	US	37008	360437008		09/18/24	50375240	1.00	PK	48.17	48.17	46.25	46.25	12.09	12.09	128
	2333 Sparta Way	Buford	GA	30519-2000	US	856-014C	6843856-014C		09/03/24	50368431	4.00	PK	40.53	162.12	51.96	207.84	3.24	12.97	113
	2333 Sparta Way	Buford	GA	30519-2000	US	94793	181594793		09/03/24	50368431	6.00	EA	21.18	127.08	27.15	162.90	3.26	19.57	113
	2333 Sparta Way	Buford	GA	30519-2000	US	312200	3396312200		09/03/24	50368431	1.00	PK	38.13	38.13	48.88	48.88	1.91	1.91	113
r, PC	1011 PARKSIDE MAIN	GREENSBORO	GA	30642	US	FG2-KC0	5683FG0002-10		09/03/24	50368670	1.00	PK	15.96	15.96	14.57	14.57	4.89	4.89	121
r, PC	1011 PARKSIDE MAIN	GREENSBORO	GA	30642	US	FG8-KC0	5683FG0008-10		09/03/24	50368670	1.00	PK	15.96	15.96	14.57	14.57	4.89	4.89	121
r, PC	1011 PARKSIDE MAIN	GREENSBORO	GA	30642	US	27877	360427877		09/03/24	50368670	2.00	PK	147.47	294.94	142.56	285.12	39.12	78.25	121
r, PC	1011 PARKSIDE MAIN	GREENSBORO	GA	30642	US	13-1100	439413-1100		09/03/24	50368670	12.00	EA	97.80	1,173.60	7.83	93.96	2.20	26.37	121
r, PC	1011 PARKSIDE MAIN	GREENSBORO	GA	30642	US	35392	360435392		09/10/24	50371632	1.00	PK	69.80	69.80	64.12	64.12	21.07	21.07	121
r, PC	1011 PARKSIDE MAIN	GREENSBORO	GA	30642	US	27877	360427877		09/10/24	50371632	1.00	PK	147.47	147.47	142.56	142.56	39.12	39.12	121
r, PC	1011 PARKSIDE MAIN	GREENSBORO	GA	30642	US	13-1100	439413-1100		09/10/24	50371632	12.00	EA	97.80	1,173.60	7.83	93.96	2.20	26.37	121
	950 W Peachtree St Nw STE 245	Atlanta	GA	30309-3846	US	008482	1479008482		09/16/24	50373582	1.00	PK	82.99	82.99	96.94	96.94	6.06	6.06	134
OF ROWAN	315 MOCKSVILLE AVE STE G	SALISBURY	NC	28144	US	310172	1268310172		09/23/24	50376785	1.00	PK	71.99	71.99	94.20	94.20	0.72	0.72	321
r, PC	1011 PARKSIDE MAIN	GREENSBORO	GA	30642	US	FG557-KCC	5683FG0557-100		09/17/24	50374670	1.00	PK	114.95	114.95	104.91	104.91	35.22	35.22	121
r, PC	1011 PARKSIDE MAIN	GREENSBORO	GA	30642	US	36452	360436452		09/17/24	50374670	1.00	PK	49.35	49.35	51.87	51.87	9.93	9.93	121
r, PC	1011 PARKSIDE MAIN	GREENSBORO	GA	30642	US	36453	360436453		09/17/24	50374670	1.00	PK	49.35	49.35	51.87	51.87	9.93	9.93	121
r, PC	1011 PARKSIDE MAIN	GREENSBORO	GA	30642	US	35392	360435392		09/17/24	50374670	1.00	PK	69.80	69.80	64.12	64.12	21.07	21.07	121
r, PC	1011 PARKSIDE MAIN	GREENSBORO	GA	30642	US	35393	360435393		09/17/24	50374670	1.00	PK	69.80	69.80	64.12	64.12	21.07	21.07	121
r, PC	1011 PARKSIDE MAIN	GREENSBORO	GA	30642	US	36439	360436439		09/17/24	50374670	1.00	PK	96.18	96.18	101.09	101.09	19.35	19.35	121
r, PC	1011 PARKSIDE MAIN	GREENSBORO	GA	30642	US	36441	360436441		09/17/24	50374670	1.00	PK	96.18	96.18	101.09	101.09	19.35	19.35	121
r, PC	1011 PARKSIDE MAIN	GREENSBORO	GA	30642	US	27877	360427877		09/17/24	50374670	1.00	PK	147.47	147.47	142.56	142.56	39.12	39.12	121
													1,810,494		811,934.85		137,986.94		

Close

Create Invoices or Credit Memos

1. OneClick board for easy creation
2. Vendor Specific on Document type
3. Email Document with Detail Report as attachment with one click


Select	Vendor	Vendor Name	Month	Rebate Total	Current Month AP Credit Memo
<input type="checkbox"/>	➔ 4509		SEPTEMBER Chargebacks	273,115.51	
<input type="checkbox"/>	➔ 0484		SEPTEMBER Chargebacks	129.03	
<input type="checkbox"/>	➔ 0065		SEPTEMBER Chargebacks	2,156.48	
<input type="checkbox"/>	➔ 0127		SEPTEMBER Chargebacks	12,677.61	➔ 80002600
<input type="checkbox"/>	➔ 4334		SEPTEMBER Chargebacks	5,435.33	➔ 80002601
<input type="checkbox"/>	➔ 4425		SEPTEMBER Chargebacks	508.75	
<input type="checkbox"/>	➔ 1268		SEPTEMBER Chargebacks	12,498.18	➔ 80002602
<input type="checkbox"/>	➔ 5680		SEPTEMBER Chargebacks	893.82	➔ 80002603
<input type="checkbox"/>	➔ 6831		SEPTEMBER Chargebacks	11,128.12	➔ 80002604
<input type="checkbox"/>	➔ 1825		SEPTEMBER Chargebacks	225.30	➔ 80002605
<input type="checkbox"/>	➔ 1910		SEPTEMBER Chargebacks	5,198.05	
<input type="checkbox"/>	➔ 6014		SEPTEMBER Chargebacks	9,779.10	➔ 80002606
<input type="checkbox"/>	➔ 1264		SEPTEMBER Chargebacks	128,336.34	
<input type="checkbox"/>	➔ 0485		SEPTEMBER Chargebacks	6,221.72	
<input type="checkbox"/>	➔ 1956		SEPTEMBER Chargebacks	14.07	
<input type="checkbox"/>	➔ 2537		SEPTEMBER Chargebacks	7,208.08	➔ 80002607
<input type="checkbox"/>	➔ 2274		SEPTEMBER Chargebacks	92.84	
<input type="checkbox"/>	➔ 2505		SEPTEMBER Chargebacks	652.67	➔ 80002608
<input type="checkbox"/>	➔ 1479		SEPTEMBER Chargebacks	33,407.22	➔ 80002609
<input type="checkbox"/>	➔ 6945		SEPTEMBER Chargebacks	912.10	➔ 80002610
<input type="checkbox"/>	➔ 1722		SEPTEMBER Chargebacks	205,352.95	➔ 80002612
<input type="checkbox"/>	➔ 0033		SEPTEMBER Chargebacks	10,037.50	➔ 80002611
<input type="checkbox"/>	➔ 3282		SEPTEMBER Chargebacks	90,781.86	➔ 80002613
<input type="checkbox"/>	➔ 4484		SEPTEMBER Chargebacks	1,825.95	➔ 80002614
<input type="checkbox"/>	➔ 3396		SEPTEMBER Chargebacks	3,379.64	➔ 80002615
<input type="checkbox"/>	➔ 6704		SEPTEMBER Chargebacks	29,777.69	➔ 80002616
<input type="checkbox"/>	➔ 3470		SEPTEMBER Chargebacks	144.18	➔ 80002617
<input type="checkbox"/>	➔ 3580		SEPTEMBER Chargebacks	2,806.09	➔ 80002618
<input type="checkbox"/>	➔ 3604		SEPTEMBER Chargebacks	378,029.32	➔ 80002619
<input type="checkbox"/>	➔ 4529		SEPTEMBER Chargebacks	2,455.21	➔ 80002620
<input type="checkbox"/>	➔ 6245		SEPTEMBER Chargebacks	9,483.84	


Commission Process


Deep Dive

1. Automatically calculate Rep Commissions based on custom logic
2. Adjustments are simple and easy as well as historical comparison
3. Easily run Detail and Summary Reports
4. Automated AP Invoice creation and Email Process

Commission Process

 Run Processes


 Commission Tables

 Commissions In Process


 Historical Commissions


 Weekly Commission


Commission Reports


 Detail Reports


 Show Differences Current vs Historical


 Rep Reports


 Individual Reps Monthly


 Sales Rep Summary Report - Monthly

 Email Sales Rep Summary Report - Monthly

 All Reps Monthly

 All Sales Reps Summary by Month

 All Sales Reps Detail by Month

 Individual Reps Weekly

	Slp Code	Sales Rep	Comm Plan	From Date	To Date	SAP Tier A	SAP Tier A PAID	Tier A Adj.	Actual SAP Tier A	Actual SAP Tier A PAID	SAP Tier B	SAP Tier B PAID	Tier B Adj.	Actual SAP Tier B	Actual SAP Tier B PAID	SAP Collab	Collab Adj.
1	196		Base Plan	02/01/24	02/29/24	21,930.00			21,930.00	0.00	120,246.00			120,246.00	0.00	5,645.00	
2	5		Distributor Plan	02/01/24	02/29/24	48,183.00			48,183.00	0.00	5,670.00			5,670.00	0.00	0.00	
3	197		Base Plan	02/01/24	02/29/24	36,914.00			36,914.00	0.00	226,941.00			226,941.00	0.00	0.00	
4	231		Base Plan	02/01/24	02/29/24	73,460.00			73,460.00	0.00	60,599.00			60,599.00	0.00	0.00	
5	93		Base Plan	02/01/24	02/29/24	-11,772.00			-11,772.00	0.00	12,378.00			12,378.00	0.00	2,204.00	
6	121		Base Plan	02/01/24	02/29/24	100,100.00			100,100.00	0.00	108,204.00			108,204.00	0.00	19,131.00	
7	201		Base Plan	02/01/24	02/29/24	103,530.00			103,530.00	0.00	-26,763.00			-26,763.00	0.00	0.00	
8	270		Base Plan	02/01/24	02/29/24	0.00			0.00	0.00	0.00			0.00	0.00	0.00	
9	266		Base Plan	02/01/24	02/29/24	40,990.00			40,990.00	0.00	46,401.00			46,401.00	0.00	0.00	
10	89		Top Performer Plan	02/01/24	02/29/24	139,927.00			139,927.00	0.00	6,344.00			6,344.00	0.00	0.00	
11	244		Base Plan	02/01/24	02/29/24	18,388.00			18,388.00	0.00	-24.00			-24.00	0.00	0.00	
12	127		Grandfathered Plan	02/01/24	02/29/24	103,097.00			103,097.00	0.00	981,497.00			981,497.00	0.00	0.00	
13	128		Base Plan	02/01/24	02/29/24	138,345.00			138,345.00	0.00	96,424.00			96,424.00	0.00	0.00	
14	6		Distributor Plan	02/01/24	02/29/24	93,031.00			93,031.00	0.00	-4,534.00			-4,534.00	0.00	0.00	
15	129		Grandfathered Plan	02/01/24	02/29/24	15,285.00			15,285.00	0.00	336,781.00			336,781.00	0.00	87,272.00	
16	56		Top Performer Plan	02/01/24	02/29/24	112,468.00			112,468.00	0.00	-3,237.00			-3,237.00	0.00	0.00	
17	210		Base Plan	02/01/24	02/29/24	27,038.00			27,038.00	0.00	76,577.00			76,577.00	0.00	0.00	
18	19		Grandfathered Plan	02/01/24	02/29/24	10,090.00			10,090.00	0.00	39,798.00			39,798.00	0.00	0.00	
19	255		Base Plan	02/01/24	02/29/24	99,812.00			99,812.00	0.00	-27,155.00			-27,155.00	0.00	0.00	
20	130		Base Plan	02/01/24	02/29/24	127,410.00			127,410.00	0.00	30,613.00			30,613.00	0.00	122.00	
21	263		Base Plan	02/01/24	02/29/24	43,157.00			43,157.00	0.00	11,945.00			11,945.00	0.00	0.00	
22	257		Base Plan	02/01/24	02/29/24	84,505.00			84,505.00	0.00	299,487.00			299,487.00	0.00	159,463.00	
23	228		Base Plan	02/01/24	02/29/24	61,605.00			61,605.00	0.00	110,857.00			110,857.00	0.00	18,000.00	
24	98		Base Plan	02/01/24	02/29/24	118,814.00			118,814.00	0.00	-13,462.00			-13,462.00	0.00	0.00	
25	55		Base Plan	02/01/24	02/29/24	0.00			0.00	0.00	0.00			0.00	0.00	0.00	
26	132		High Plan	02/01/24	02/29/24	892.00			892.00	0.00	67,052.00			67,052.00	0.00	52,015.00	
27	226		Base Plan	02/01/24	02/29/24	18,700.00			18,700.00	0.00	36,295.00			36,295.00	0.00	25,221.00	
28	41		Base Plan	02/01/24	02/29/24	87,624.00			87,624.00	0.00	-17,018.00			-17,018.00	0.00	0.00	
29	136		Base Plan	02/01/24	02/29/24	4,615.00			4,615.00	0.00	139,104.00			139,104.00	0.00	13,494.00	
						21,870,040.00	357,142.00	31,982.00	21,908,211.00	357,142.00	27,617,292.00	125,041.00	-597.05	27,630,730.00	127,514.27	2,949,877.00	

lab Adj.	Actual SAP Collab	Sales Rep	Payable Tier A	Actual Payable Tier A	Earned Tier A	Actual Earned Tier A	Payable Tier B	Actual Payable Tier B	Earned Tier B	Actual Earned Tier B	Payable Collaborative	Actual Payable Collaborative	Sales Rep	One Time Adjustment	Total Month Commission Payable
1	5,645.00		1,206.15	1,206.15		0.00	601.23	601.23		0.00	84.68	84.68		0.00	1,892.06
2	0.00		6,745.62	6,745.62		6,745.62	217.73	217.73		217.73	0.00	0.00		0.00	6,963.35
3	0.00		2,030.27	2,030.27		0.00	1,134.71	1,134.71		0.00	0.00	0.00		0.00	3,164.98
4	0.00		4,040.30	4,040.30		0.00	303.00	303.00		0.00	0.00	0.00		0.00	4,343.30
5	2,204.00		-647.46	0.00		0.00	61.89	61.89		0.00	33.06	33.06		0.00	94.95
6	19,131.00		5,505.50	5,505.50		0.00	541.02	541.02		0.00	286.97	286.97		0.00	6,333.49
7	0.00		5,694.15	5,694.15		0.00	-133.82	0.00		0.00	0.00	0.00		0.00	5,694.15
8	0.00		0.00	0.00		0.00	0.00	0.00		0.00	0.00	0.00		0.00	0.00
9	0.00		2,254.45	2,254.45		0.00	232.01	232.01		0.00	0.00	0.00		0.00	2,486.46
10	0.00		12,593.43	12,593.43		0.00	31.72	0.00		0.00	0.00	0.00		0.00	12,593.43
11	0.00		1,011.34	1,011.34		0.00	-0.12	0.00		0.00	0.00	0.00		0.00	1,011.34
12	0.00		5,670.34	5,670.34		0.00	37,689.48	37,689.48		0.00	0.00	0.00		0.00	43,359.82
13	0.00		7,608.98	7,608.98		0.00	482.12	482.12		0.00	0.00	0.00		0.00	8,091.10
14	0.00		13,024.34	13,024.34		13,024.34	-174.11	0.00		0.00	0.00	0.00		0.00	13,024.34
15	87,272.00		840.68	840.68		0.00	12,932.39	12,932.39		0.00	1,309.08	1,309.08		0.00	15,082.15
16	0.00		10,122.12	10,122.12		0.00	-16.19	0.00		0.00	0.00	0.00		0.00	10,122.12
17	0.00		1,487.09	1,487.09		0.00	382.89	382.89		0.00	0.00	0.00		0.00	1,869.98
18	0.00		554.95	554.95		0.00	1,528.24	1,528.24		0.00	0.00	0.00		0.00	2,083.19
19	0.00		5,489.66	5,489.66		0.00	-135.78	0.00		0.00	0.00	0.00		0.00	5,489.66
20	122.00		7,007.55	7,007.55		0.00	153.07	153.07		0.00	1.83	1.83		0.00	7,162.45
21	0.00		2,373.64	2,373.64		0.00	59.73	59.73		0.00	0.00	0.00		0.00	2,433.37
22	159,463.00		4,647.78	4,647.78		0.00	1,497.44	1,497.44		0.00	2,391.95	2,391.95		0.00	8,537.17
23	18,000.00		3,388.28	3,388.28		0.00	554.29	554.29		0.00	270.00	270.00		0.00	4,212.57
24	0.00		6,534.77	6,534.77		0.00	-67.31	0.00		0.00	0.00	0.00		0.00	6,534.77
25	0.00		0.00	0.00		0.00	0.00	0.00		0.00	0.00	0.00		0.00	0.00
26	52,015.00		49.06	49.06		0.00	1,341.04	1,341.04		0.00	780.23	780.23		0.00	2,170.33
27	25,221.00		1,028.50	1,028.50		0.00	181.48	181.48		0.00	378.32	378.32		0.00	1,588.30
28	0.00		4,819.32	4,819.32		0.00	-85.09	0.00		0.00	0.00	0.00		0.00	4,819.32
29	13,494.00		253.83	253.83		0.00	695.52	695.52		0.00	202.41	202.41		0.00	1,151.76
	2,949,877.00		1,565,241.87	1,576,716.15	49,999.88	350,473.06	491,300.64	505,831.20	5,043.55	4,718.79	44,248.16	44,409.80		4,865.84	2,056,032.46

Historical Commissions



Slip Code	Sales Rep	Comm Plan	From Date	To Date	SAP Tier A	SAP Tier A PAID	Tier A Adj.	Actual SAP Tier A	Actual SAP Tier A PAID	SAP Tier B	SAP Tier B PAID	Tier B Adj.	Actual SAP Tier B	Actual SAP Tier B PAID	SAP Collab	Collab Adj.	Actual S...
196		Base Plan	01/01/24	01/31/24	74,630.00			74,630.00	0.00	43,281.00			43,281.00	0.00	0.00		0.00
196		Base Plan	02/01/24	02/29/24	21,930.00		0.00	21,930.00	0.00	120,246.00		0.00	120,246.00	0.00	5,645.00	0.00	5,645.00
196		Base Plan	03/01/24	03/31/24	34,330.00		0.00	34,330.00	0.00	63,082.00		0.00	63,082.00	0.00	15,090.00	0.00	15,090.00
196		Base Plan	04/01/24	04/30/24	11,040.00		0.00	11,040.00	0.00	14,198.00		0.00	14,198.00	0.00	0.00	0.00	0.00
196		Base Plan	05/01/24	05/31/24	30,705.00		0.00	30,705.00	0.00	23,263.00		0.00	23,263.00	0.00	0.00	0.00	0.00
196		Base Plan	06/01/24	06/30/24	50,980.00		0.00	50,980.00	0.00	79,618.00		0.00	79,618.00	0.00	0.00	0.00	0.00
196		Base Plan	07/01/24	07/31/24	26,059.00		0.00	26,059.00	0.00	27,618.00		0.00	27,618.00	0.00	0.00	0.00	0.00
196		Base Plan	08/01/24	08/31/24	19,190.00	0.00		19,190.00	0.00	14,969.00	0.00		14,969.00	0.00	0.00		0.00
196		Base Plan	09/01/24	09/30/24	24,532.00	0.00		24,532.00	0.00	10,114.00	0.00		10,114.00	0.00	0.00		0.00
5		Distributor Plan	09/01/24	09/30/24	37,485.00	101,728.00		37,485.00	101,728.00	45,276.00	-3,079.00		45,276.00	-3,079.00	0.00		0.00
5		Distributor Plan	07/01/24	07/31/24	18,285.00	18,285.00	0.00	18,285.00	18,285.00	12,290.00	1,925.00	6,974.35	12,290.00	8,899.35	0.00	0.00	0.00
5		Distributor Plan	08/01/24	08/31/24	101,778.00	3,910.00	0.00	101,778.00	3,910.00	44,392.00	54,347.00	-7,221.05	44,392.00	47,125.95	0.00	0.00	0.00
5		Distributor Plan	06/01/24	06/30/24	0.00			0.00	0.00	2,590.00	99.46		2,590.00	99.46	6,742.00		6,742.00
5		Distributor Plan	05/01/24	05/31/24	72,439.00	10,141.46		72,439.00	10,141.46	-1,247.00	-47.88		-1,247.00	-47.88	0.00		0.00
5		Distributor Plan	04/01/24	04/30/24	76,198.00	10,667.72		76,198.00	10,667.72	-2,000.00	-76.80		-2,000.00	-76.80	17,664.00		17,664.00
5		Distributor Plan	03/01/24	03/31/24	70,119.00	9,816.66		70,119.00	9,816.66	11,098.00	426.16		11,098.00	426.16	0.00		0.00
5		Distributor Plan	02/01/24	02/29/24	48,183.00	6,745.62		48,183.00	6,745.62	5,670.00	217.73		5,670.00	217.73	0.00		0.00
5		Distributor Plan	01/01/24	01/31/24	28,670.00	4,013.80		28,670.00	4,013.80	753.00	28.92		753.00	28.92	0.00		0.00
197		Base Plan	01/01/24	01/31/24	68,283.00			68,283.00	0.00	58,463.00			58,463.00	0.00	462.00		462.00
197		Base Plan	02/01/24	02/29/24	36,914.00			36,914.00	0.00	226,941.00			226,941.00	0.00	0.00		0.00
197		Base Plan	03/01/24	03/31/24	11,725.00			11,725.00	0.00	74,794.00			74,794.00	0.00	83,348.00		83,348.00
197		Base Plan	04/01/24	04/30/24	24,815.00			24,815.00	0.00	393,087.00			393,087.00	0.00	0.00		0.00
197		Base Plan	05/01/24	05/31/24	19,475.00			19,475.00	0.00	114,422.00			114,422.00	0.00	0.00		0.00
197		Base Plan	06/01/24	06/30/24	1,100.00			1,100.00	0.00	336,824.00			336,824.00	0.00	0.00		0.00
197		Base Plan	08/01/24	08/31/24	102,697.00	0.00		102,697.00	0.00	190,748.00	0.00		190,748.00	0.00	16,775.00		16,775.00
197		Base Plan	07/01/24	07/31/24	132,935.00		0.00	132,935.00	0.00	93,278.00		0.00	93,278.00	0.00	0.00	0.00	0.00
197		Base Plan	09/01/24	09/30/24	-31,009.00	0.00		-31,009.00	0.00	19,927.00	0.00		19,927.00	0.00	0.00		0.00
231		Base Plan	09/01/24	09/30/24	69,586.00	0.00		69,586.00	0.00	31,349.00	0.00		31,349.00	0.00	0.00		0.00
231		Base Plan	07/01/24	07/31/24	40,224.00		0.00	40,224.00	0.00	127,798.00		0.00	127,798.00	0.00	0.00	0.00	0.00
					25,145,695.00	658,481.64	-46,555.00	25,099,140.00	611,926.64	30,341,431.00	124,442.59	38,966.27	30,377,924.00	161,987.75	3,226,616.00	-59,946.00	3,166,670.00

Navigation bar with scroll arrows and a separator line.

Close

Refresh

Actual SAP Collab	Sales Rep	Payable Tier A	Actual Payable Tier A	Earned Tier A	Actual Earned Tier A	Payable Tier B	Actual Payable Tier B	Earned Tier B	Actual Earned Tier B	Payable Collaborative	Actual Payable Collaborative	Sales Rep	One Time Adjustment	Total Month Commission Payable
0.00		4,104.65	4,104.65		0.00	216.41	216.41		0.00	0.00	0.00		0.00	4,321.06
5,645.00		1,206.15	1,206.15		0.00	601.23	601.23		0.00	84.68	84.68		0.00	1,892.06
15,090.00		1,888.15	1,888.15		0.00	315.41	315.41		0.00	226.35	226.35		0.00	2,429.91
0.00		607.20	607.20		0.00	70.99	70.99		0.00	0.00	0.00		0.00	678.19
0.00		1,688.78	1,688.78		0.00	116.32	116.32		0.00	0.00	0.00		0.00	1,805.10
0.00		2,803.90	2,803.90		0.00	398.09	398.09		0.00	0.00	0.00		0.00	3,201.99
0.00		1,433.25	1,433.25		0.00	138.09	138.09		0.00	0.00	0.00		0.00	1,571.34
0.00		1,055.45	1,055.45	0.00	0.00	74.85	74.85	0.00	0.00	0.00	0.00		0.00	1,130.30
0.00		1,349.26	1,349.26	0.00	0.00	50.57	50.57	0.00	0.00	0.00	0.00		0.00	1,399.83
0.00		5,247.90	5,247.90	14,241.92	14,241.92	1,738.60	1,738.60	-118.23	0.00	0.00	0.00		0.00	14,241.92
0.00		2,559.90	2,559.90	2,559.90	2,559.90	471.94	446.72	315.90	315.90	0.00	0.00		0.00	2,875.80
0.00		14,248.92	14,248.92	547.40	547.40	1,704.65	1,704.65	1,809.64	1,809.64	0.00	0.00		0.00	2,357.04
6,742.00		0.00	0.00		0.00	99.46	0.00	99.46	0.00	101.13	101.13		0.00	101.13
0.00		10,141.46	10,141.46	10,141.46	10,141.46	-47.88	0.00	-47.88	0.00	0.00	0.00		0.00	10,141.46
17,664.00		10,667.72	10,667.72	10,667.72	10,667.72	-76.80	0.00	-76.80	0.00	264.96	264.96		0.00	10,932.68
0.00		9,816.66	9,816.66	9,816.66	9,816.66	426.16	426.16	426.16	426.16	0.00	0.00		0.00	10,242.82
0.00		6,745.62	6,745.62	6,745.62	6,745.62	217.73	217.73	217.73	217.73	0.00	0.00		0.00	6,963.35
0.00		4,013.80	4,013.80	4,013.80	4,013.80	28.92	28.92	28.92	28.92	0.00	0.00		0.00	4,042.72
462.00		3,755.57	3,755.57		0.00	292.32	292.32		0.00	6.93	6.93		0.00	4,054.82
0.00		2,030.27	2,030.27		0.00	1,134.71	1,134.71		0.00	0.00	0.00		0.00	3,164.98
83,348.00		644.88	644.88		0.00	373.97	373.97		0.00	1,250.22	1,250.22		0.00	2,269.07
0.00		1,364.83	1,364.83		0.00	1,998.30	1,998.30		0.00	0.00	0.00		0.00	3,363.13
0.00		1,071.13	1,071.13		0.00	1,716.33	1,716.33		0.00	0.00	0.00		0.00	2,787.46
0.00		60.50	60.50		0.00	7,097.67	7,097.67		0.00	0.00	0.00		0.00	7,158.17
16,775.00		5,648.34	5,648.34	0.00	0.00	4,768.70	4,768.70	0.00	0.00	251.63	251.63		0.00	10,668.67
0.00		7,311.43	7,311.43		0.00	2,331.95	2,331.95		0.00	0.00	0.00		0.00	9,643.38
0.00		-1,705.50	0.00	0.00	0.00	498.18	498.18	0.00	0.00	0.00	0.00		0.00	498.18
0.00		3,827.23	3,827.23	0.00	0.00	470.24	470.24	0.00	0.00	0.00	0.00		0.00	4,297.47
0.00		2,212.32	2,212.32		0.00	1,222.73	1,222.73		0.00	0.00	0.00		674.00	4,109.05
3,166,670.00		1,748,415.42	1,750,121.59	350,473.06	350,473.06	567,254.11	568,689.13	2,485.09	3,755.44	47,500.06	47,661.70		19,548.84	2,309,633.47

Close

Refresh

Commission Report for [REDACTED]

September 01, 2024 - September 30, 2024

Total			
Tier A & B Sales	Commission	One Time Adj.	Commission Payable
34,646.00	1,399.83	0.00	1,399.83

YTD
Commission Paid
5,852.83

Tier A		
Sales	Adj.	Commission
24,532.00	0.00	1,349.26
% of Sales		
57.74%		

Tier B		
Sales	Adj.	Commission
10,114.00	0.00	50.57
% of Sales		
23.80%		

Collaboration	
Sales	Commission
0.00	0.00
Adjustment	
0.00	

Monthly

Name	Tier A			Tier B			Excluded		Collaboration		Total			
Name	Sales	% of Sale	Commission	Sales	% of Sale	Commission	Excluded	% of Sales	Sales	Commission	Tier A & B Sales	Commission	Adjustments	Commission Payable
	24,532.00	57.74	1,349.26	10,114.00	23.80	50.57	7,842.00	18.46	0.00	0.00	34,646.00	1,399.83	0.00	1,399.83
	-31,009.00	-599.90	0.00	19,927.00	385.51	498.18	16,251.00	314.39	0.00	0.00	-11,082.00	498.18	0.00	498.18
	69,586.00	56.36	3,827.23	31,349.00	25.39	470.24	22,533.00	18.25	0.00	0.00	100,935.00	4,297.47	0.00	4,297.47
	190,459.00	75.08	10,475.25	44,481.00	17.53	222.41	18,751.00	7.39	0.00	0.00	234,940.00	10,697.66	0.00	10,697.66
	152,091.00	65.86	8,365.01	75,446.00	32.67	377.23	3,389.00	1.47	0.00	0.00	227,537.00	8,742.24	0.00	8,742.24
	37,090.00	68.75	2,039.95	5,492.00	10.18	0.00	11,365.00	21.07	0.00	0.00	42,582.00	2,039.95	0.00	2,039.95
	22,111.00	18.42	1,216.11	88,158.00	73.44	440.79	9,774.00	8.14	0.00	0.00	110,269.00	1,656.90	0.00	1,656.90
	155,336.00	58.10	8,543.48	86,842.00	32.48	434.21	25,160.00	9.41	0.00	0.00	242,178.00	8,977.69	0.00	8,977.69
	21,615.00	68.04	1,188.83	6,693.00	21.07	0.00	3,458.00	10.89	0.00	0.00	28,308.00	1,188.83	-1,188.83	0.00
	6,347.00	62.06	349.09	3,037.00	29.70	75.93	843.00	8.24	0.00	0.00	9,384.00	425.02	0.00	425.02
	123,294.00	54.33	6,781.17	80,204.00	35.34	2,005.10	23,421.00	10.32	0.00	0.00	203,498.00	8,786.27	0.00	8,786.27
	2,295.00	7.86	126.23	25,039.00	85.72	117.52	1,875.00	6.42	0.00	0.00	27,334.00	243.75	0.00	243.75
	47,220.00	10.11	2,597.10	403,823.00	86.48	9,083.87	15,921.00	3.41	0.00	0.00	451,043.00	11,680.97	0.00	11,680.97
	63,039.00	69.18	3,467.15	19,100.00	20.96	95.50	8,985.00	9.86	0.00	0.00	82,139.00	3,562.65	0.00	3,562.65
	77,302.00	98.71	4,251.61	-8,894.00	-11.36	0.00	9,903.00	12.65	0.00	0.00	68,408.00	4,251.61	0.00	4,251.61
	54,648.00	31.18	3,005.64	97,635.00	55.71	2,440.88	22,973.00	13.11	0.00	0.00	152,283.00	5,446.52	0.00	5,446.52
	74,851.00	119.33	4,116.81	-15,515.00	-24.74	0.00	3,388.00	5.40	0.00	0.00	59,336.00	4,116.81	0.00	4,116.81
	19,960.00	44.97	1,097.80	17,121.00	38.57	85.61	7,308.00	16.46	0.00	0.00	37,081.00	1,183.41	0.00	1,183.41
	850.00	30.36	46.75	672.00	24.00	3.36	1,278.00	45.64	0.00	0.00	1,522.00	50.11	0.00	50.11
	22,364.00	32.75	1,230.02	35,365.00	51.79	176.83	10,557.00	15.46	0.00	0.00	57,729.00	1,406.85	0.00	1,406.85
	7,695.00	30.81	423.23	12,139.00	48.61	182.09	5,140.00	20.58	0.00	0.00	19,834.00	605.32	1,900.00	2,505.32
	81,575.00	60.37	4,486.63	43,917.00	32.50	219.59	9,642.00	7.14	0.00	0.00	125,492.00	4,706.22	0.00	4,706.22
	279,057.00	62.63	15,348.14	150,864.00	33.86	730.35	15,617.00	3.51	0.00	0.00	429,921.00	16,078.49	0.00	16,078.49
	53,931.00	58.83	2,737.24	19,862.00	21.67	371.06	17,876.00	19.50	0.00	0.00	73,793.00	3,108.30	0.00	3,108.30
	124,619.00	67.52	6,854.05	54,500.00	29.53	1,362.50	5,450.00	2.95	#####	198.00	179,119.00	8,216.55	0.00	8,414.55
	26,131.00	7.94	1,437.21	279,274.00	84.82	6,981.85	23,848.00	7.24	0.00	0.00	305,405.00	8,419.06	0.00	8,419.06
	23,350.00	9.20	1,284.25	221,213.00	87.13	5,530.33	9,312.00	3.67	500.00	0.00	244,563.00	6,814.58	0.00	6,814.58
	154,785.00	20.74	8,513.18	572,910.00	76.77	7,651.84	18,590.00	2.49	0.00	0.00	727,695.00	16,165.02	0.00	16,165.02
	128,352.00	32.26	7,059.36	263,759.00	66.28	9,231.57	5,815.00	1.46	0.00	0.00	392,111.00	16,290.93	0.00	16,290.93
	150,818.00	67.15	13,573.62	61,817.00	27.52	218.24	11,965.00	5.33	#####	209.93	212,635.00	13,791.86	0.00	14,001.79
	201,755.00	94.75	18,686.35	-7,518.00	-3.53	0.00	18,699.00	8.78	0.00	0.00	194,237.00	18,686.35	0.00	18,686.35
	161,429.00	20.49	9,838.55	552,207.00	70.08	21,204.75	74,384.00	9.44	0.00	0.00	713,636.00	31,043.30	0.00	31,043.30
	33,321.00	54.08	1,832.66	9,767.00	15.85	375.05	18,523.00	30.06	#####	0.00	43,088.00	2,207.71	0.00	2,207.71